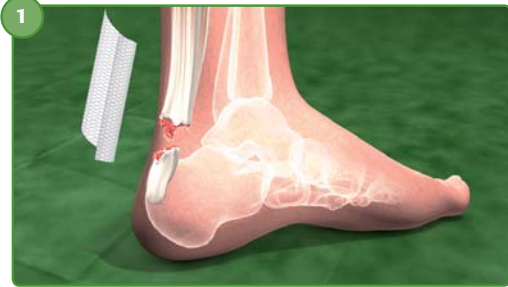


Artelon® Tissue Reinforcement Achilles tendon repair Surgical Procedure



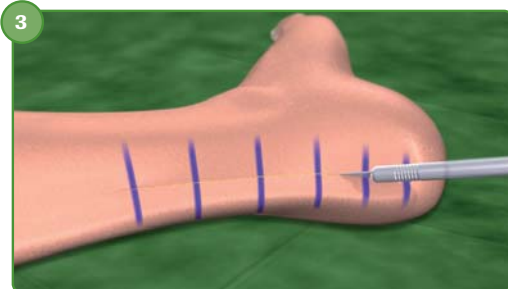
Artelon® Tissue Reinforcement - Achilles Tendon Repair Surgical Procedure



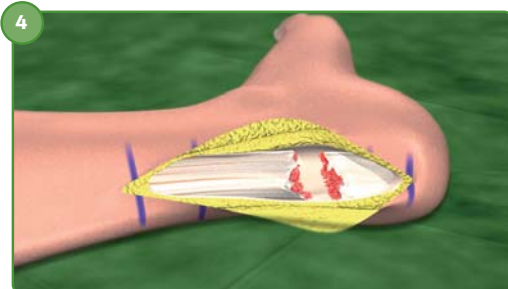
Artelon® Tissue Reinforcement is intended to be used, for example, for reinforcement of neglected or complicated Achilles ruptures repaired by sutures.



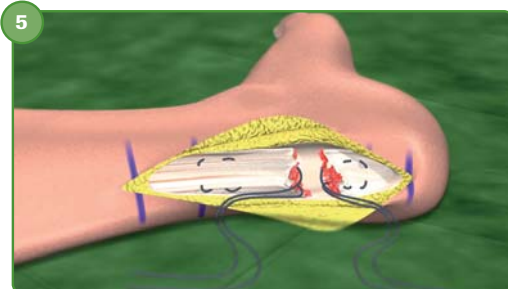
Soak Artelon® Tissue Reinforcement in a sterile saline solution for at least five minutes before use.



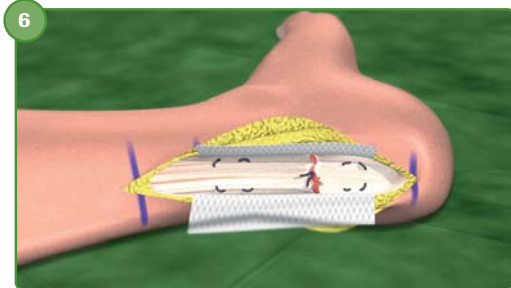
Open the skin and subcutaneous tissue using a standard surgical technique.



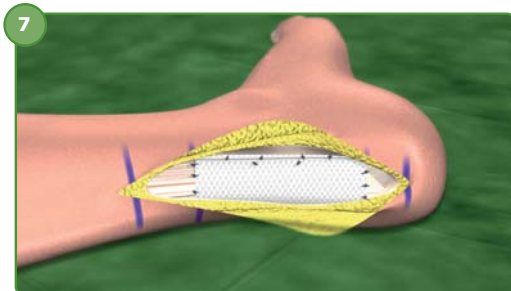
Free the tendon from scar tissue and remove degenerated tissue.



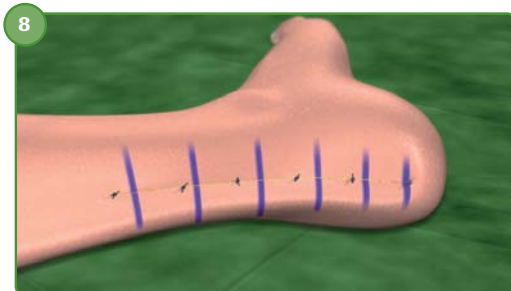
Use your standard suturing technique and a non-absorbable suture to secure the proximal and distal tendon/muscle.



Wrap Artelon® Tissue Reinforcement around the tendon. If necessary, trim the mesh to fit the tendon, with none or just a small overlap.



Suture Artelon® Tissue Reinforcement in place around the tendon, avoiding excess tension. Secure the tendon by crossing sutures throughout the tendon substance and Artelon® Tissue Reinforcement at both ends. Make multiple continuous sutures along Artelon® Tissue Reinforcement to ensure contact between the tendon and the mesh.



Complete the procedure following standard routines.



Bandage and cast for two weeks to protect the wound. After two weeks, replace the cast with an orthosis/ walking boot and commence mobilization and limited loading according to your standard practise.

Note

The information contained in this folder is consistent with the package insert on the date the folder was printed. However, the package insert may have been revised after that date. To obtain a valid package insert, please contact us.

Artelon® Tissue Reinforcement Achilles tendon repair



Make the first repair the best repair possible

The degradable Artelon® Tissue Reinforcement is folded around the repaired tendon, reinforcing the tendon tissue. The implant degrades slowly and maintains its strength and elasticity over several years, providing long-term support for the tendon.

- **Support for soft tissue throughout the entire healing process. Artelon® Tissue Reinforcement has approximately 50% of initial tensile strength after four years**
- **Host tissue infiltration and integration with surrounding tissue**
- **Proven biocompatibility – synthetic and safe**
- **Excellent suture retention strength and easy to cut and handle**

Other reinforcement solutions

Repair of Achilles tendon ruptures is one application for Artelon® Tissue Reinforcement. Other applications include reinforcement of the rotator cuff, patellar, biceps and quadriceps.

Artelon® Tissue Reinforcement is part of Artimplant's reinforcement concept aimed at reinforcing soft tissue and providing a temporary scaffold for tissue in-growth and remodulation.

Contact us

Artimplant AB
Hulda Mellgrens Gata 5
SE-421 32 Västra Frölunda
Sweden
Phone: +46 31 746 56 00
E-mail: market@artimplant.com
Website: www.artimplant.com

Ordering information

Art. No. 31050 Artelon® Tissue Reinforcement 3x4cm
Art. No. 31048 Artelon® Tissue Reinforcement 4x6cm
Art. No. 31049 Artelon® Tissue Reinforcement 6x9cm
Contact: order@artimplant.com